

HOST A FAN EVENT FOR

New York Times and USA TODAY Bestselling Series

KEEPER OF THE LOST CITIES

BY SHANNON MESSENGER

Invite fans in your area for a **Keeper of the Lost Cities** fan event with the help of this kit!

- ❖ **Before your event**, post enclosed signage in your store to advertise the date, time, and location. Go to KeeperofTheLostCities.com/bookseller-extras.html for social images and banners you can use for online promotion as well. Use enclosed decoration, music, and snack tips to plan for the special day—these can also be found on PDFs on the Keeper site.
- ❖ **During your event**, engage readers with enclosed activities and reproducible assets that will test and delight fans of the series.
- ❖ **End your event** by giving each attendee an “I’m a Keeper” sticker and reminding them they can find more information and activities at KeeperoftheLostCities.com!

This Kit Includes:

- ❖ Handselling Tips
- ❖ Event Hosting Tips
- ❖ Reproducible Activity Pages
- ❖ “I’m a Keeper” Sticker template
- ❖ Event Signage



Visit KeeperoftheLostCities.com for more resources and activities!

New York Times and USA TODAY Bestselling Series

KEEPER OF THE LOST CITIES

BY SHANNON MESSENGER

HANDELLING TIPS

Get your customers hooked on
this established action-packed series!

The Keeper of the Lost Cities series is an easy sell! Put the first book in the hands of tweens and teens with the following in mind:

- ❖ **THE BOOK THAT STARTED IT ALL** — KEEPER OF THE LOST CITIES reimagined as graphic novels!
- ❖ **PART 2** — These beautifully illustrated graphic novels are an exact retelling of the first novel in Shannon Messenger's epic series, and the story continues now with Part Two!
- ❖ **STARS A KICK-BUTT HEROINE** — Sophie Foster is smart, talented, and resourceful—and she's a thoughtful and loyal friend fans can relate to.
- ❖ **A WELL-ESTABLISHED FANBASE** — Shannon Messenger has a rabid fanbase on Instagram with extraordinarily high engagement!
- ❖ **FOMO IS REAL** — Don't miss out on the series that, with over **5 MILLION books in print**, is taking the world by storm!
- ❖ **VISIT KEEPEROFTHELOSTCITIES.COM**
— which hosts merchandising assets, fan activities, a book club guide, the trailer, and more!



Visit KeeperoftheLostCities.com for more resources and activities!


New York Times and USA TODAY Bestselling Series

KEEPER OF THE LOST CITIES


BY SHANNON MESSENGER

Millions of readers have made it a worldwide phenomenon.
Have your customers discovered
KEEPER OF THE LOST CITIES yet?
Stock up now on the entire series!


On Sale
12.2.25




Book 1
Middle Grade
Paperback:
9781442445949
\$10.99/\$14.99 Can.



Book 1
Annotated Edition
Middle Grade
Paperback:
9781534479845
\$9.99/\$12.99 Can.



Keeper of the Lost
Cities The Graphic
Novel Part 1
Middle Grade
Paperback:
9781534463363
\$17.99/\$22.99 Can.
Hardcover:
9781534463370
\$27.99/\$37.99 Can.



Keeper of the Lost
Cities The Graphic
Novel Part 2
Middle Grade
Paperback:
9781534463394
\$17.99/\$24.99 Can.
Hardcover:
9781534463400
\$27.99/\$38.99 Can.



Book 2
Middle Grade
Paperback:
9781442445970
\$10.99/\$14.99 Can.




Book 3
Middle Grade
Paperback:
9781442446007
\$9.99/\$12.99 Can.




Book 4
Middle Grade
Paperback:
9781481432306
\$10.99/\$14.99 Can.

Paperback
On Sale
11.11.25



Book 5
Middle Grade
Paperback:
9781481474962
\$9.99/\$12.99 Can.



Book 6
Middle Grade
Paperback:
9781481497411
\$10.99/\$14.99 Can.




Book 7
Middle Grade
Paperback:
9781481497442
\$10.99/\$14.99 Can.



Book 8
Middle Grade
Paperback:
9781534427341
\$10.99/\$14.99 Can.



Book 8.5
Middle Grade
Paperback:
9781534497269
\$10.99/\$14.99 Can.



Book 9
Middle Grade
Paperback:
9781534438545
\$10.99/\$13.99 Can.



Book 9.5
Middle Grade
Paperback:
9781665967426
\$10.99/\$14.99 Can.

Also available as ebooks.

Visit KeeperoftheLostCities.com for more resources and activities!



New York Times and USA TODAY Bestselling Series

KEEPER OF THE LOST CITIES

BY SHANNON MESSENGER

EVENT GUIDE

Hosting Your Event: Get your space ready with these Keeper tips!

You don't need a lot to make your meeting space magical.
Here are some tips for making your event memorable and fun for fans.

Decorations

- ❖ Print out the headshots of the main characters of the series from KeeperofTheLostCities.com/characters.html. Hang them up around the room as décor.
- ❖ Use the Keeper books you have in stock as decorations around the room as well! Get creative in how you pile or position them—consider making house-like structures and adding signs to them saying “Havenfield,” “Everglen,” and “Foxfire.” These are three important locations in the books and naming them won't give anything away to new readers!
- ❖ Everblaze is an unstoppable flame that plays an important role in Sophie's story. Put out a few candles (or fake ones) in jars with the label:
WARNING: EVERBLAZE
- ❖ Add water to several jars or glass bowls. Add different food coloring to each with a bit of dry ice (if available to you). Label them as different elixirs from Dex's family's shop, Slurps and Burps. For example: Fade Fuel helps to stop you from fading, Drooly Dew, makes you drool, and Stink Shrink works like a magical deodorant!

“Keeper” Playlists

- ❖ Set the tone of your fan event by listening to playlists curated by Shannon Messenger herself for each book in the series! They're easy to find on ShannonMessenger.com/Keeper-of-Lost-Cities/Playlists



Visit KeeperoftheLostCities.com for more resources and activities!

New York Times and USA TODAY Bestselling Series

KEEPER OF THE LOST CITIES

BY SHANNON MESSENGER

Keeper-Themed Snacks!

Shannon Messenger not only imagined these scrumptious treats for her books, she also came up with human recipes for them!

MALLOWMELT

RECIPE FROM SHANNONMESSENGER.COM

Ingredients:

- 1/2 cup butter
- 2 cups butterscotch chips (divided)
- 2/3 cup packed light brown sugar
- 2 eggs
- 2 teaspoons vanilla extract
- 1 1/2 cups all-purpose flour
- 2 teaspoons baking powder
- 1/2 teaspoon salt
- 3 cups miniature marshmallows (divided)
- 2 cups semisweet chocolate chips (divided)
- 1 14 oz can of sweetened & condensed milk

Directions:

1. Preheat oven to 350 degrees F (175 degrees C).
2. Grease a 9x13-inch metal baking pan.
3. Using a microwave-safe bowl, melt 1 cup of the butterscotch chips with the butter in the microwave. It's easiest to work in 20 second intervals, stirring in between. Set aside to cool. (Note: Do not over melt! It's okay if a few lumps remain.)
4. In a large bowl, stir the brown sugar, eggs, and vanilla until combined.
5. In a small bowl, stir the flour, baking powder, and salt until combined.
6. When the butterscotch mixture has cooled, pour into the large bowl and stir to combine with the brown sugar/egg/vanilla mixture. Add the flour mixture and stir until just mixed.
7. Stir in 2 cups of the marshmallows, 1 cup of chocolate chips, and 1/2 cup of the butterscotch chips.
8. Spread the batter evenly into the prepared baking pan. Top with the remaining marshmallows, chocolate, and butterscotch chips, scattering evenly. Drizzle entire can of sweetened & condensed milk evenly over the top.
9. Bake for 25 to 30 minutes or until set. Top will be browned but still quite gooey. Cool completely (at least 2–3 hours) and serve!

MALLOWMELT CUPCAKES

RECIPE FROM SHANNONMESSENGER.COM

Ingredients for Cupcakes:

- 1 box of yellow cake mix
- 1 tsp vanilla extract
- 1 cup semisweet chocolate chips
- 1 cup butterscotch chips
- 2 tbsp flour

Ingredients for Frosting:

- 1 cup softened butter
- 1 7 oz jar of marshmallow crème
- 3 1/2 cups powdered sugar
- 2 1/2 tsp vanilla extract
- 3–4 tbsp milk

Directions for Cupcakes:

1. Start with one box of your favorite yellow cake mix (note: works best if there's pudding in the mix).
2. Follow the directions on the box.
3. Add vanilla to prepared mix.
4. Line 12 to 24 cupcake pans (depending on box mix) with paper or foil liners.
5. Pour mix evenly into prepared pans.
6. In a separate bowl, combine chocolate chips with 1 tbsp of flour.
7. In another bowl, combine butterscotch chips with 1 tbsp of flour.
8. Sprinkle some of each type of chips into each cupcake and very lightly press into batter.
9. Bake as directed. Allow to cool before frosting.

Directions for Frosting:

1. Combine butter, marshmallow crème, powdered sugar, and vanilla in a large mixing bowl.
2. Add 1 tbsp of milk and beat with electric mixer.
3. Check consistency and repeat with additional tbsp of milk (up to 4 tbsp) until desired smoothness is reached.
4. Frost cupcakes once they have cooled completely.
5. Decorate as desired.

SOPHIE'S SPECIAL BUTTER-TOFFEE RIPLEFLUFFS

RECIPE FROM SHANNONMESSENGER.COM

Ingredients:

- 12 tbsp (1 1/2 sticks) unsalted butter melted and slightly cooled
- 1 1/2 cups packed brown sugar
- 2 large eggs beaten
- 4 tsp vanilla
- 1 1/2 cups flour
- 1 tsp baking powder
- 1/2 tsp salt
- 1 cup white chocolate chips
- 3/4 cup toffee pieces (for those with nut allergies—smashed Werther's Original hard candies work perfectly)
- 15 chocolate kisses
- Rainbow sprinkles

Directions:

1. Preheat oven to 350 degrees F (175 degrees C).
2. Line cupcake pans with foil (paper works, but will stick more).
3. In large mixing bowl, combine the melted butter and brown sugar until smooth.
4. Add beaten eggs and vanilla and mix well.
5. In a separate bowl, combine flour, baking powder, and salt.
6. Fold dry ingredients into wet ingredients until just combined.
7. Fold in white chocolate chips and toffee pieces.
8. Scoop by 1/4 cup into prepared pan.
9. Press a chocolate kiss into the center of each and smooth batter over the top.
10. Add sprinkles.
11. Bake for 20–25 minutes.
12. Let cool in pan 10 minutes then remove to cooling rack.

MALLOWMELT HOT CHOCOLATE

RECIPE FROM SHANNONMESSENGER.COM

Ingredients:

- 1 cup whole milk
- 1 cup half & half
- 2 heaping tablespoons cookie butter
- 1/4 cup butterscotch chips
- 1/2 cup semisweet chocolate chips
- marshmallows for garnish
- whipped cream for garnish
- additional chocolate chips for garnish (optional)
- butterscotch syrup for garnish (optional)

Directions:

1. Combine milk, half & half, cookie butter, butterscotch chips, and chocolate chips in a medium sauce pan.
2. Simmer over low heat, whisking regularly, until chips melt and bubbles form around the edge of the pan (do not boil).
3. Pour into mugs. Top with as much whipped cream and as many marshmallows as you like (and any other optional garnishes if you're feeling fancy).

Visit KeeperoftheLostCities.com for more resources and activities!

New York Times and USA TODAY Bestselling Series

KEEPER OF THE LOST CITIES

BY SHANNON MESSENGER

Fan Event Activities

Prepare a couple or all of these super-fan activities for your attendees to enjoy together. We suggest creating stations so kids can do multiple at a time.

Find Your Way Leaping Crystals

Encourage fans to create their own leaping crystal bracelet. Have them choose different colors based on their favorite destinations—or made up ones—so they'll always have a mode of travel ready if necessary. All you need is some string, a pair of scissors, gem beads, and adult supervision!

Here are a few colors associated with destinations in the books:

- ❖ Clear/White: Home
- ❖ Red: Gildingham
- ❖ Royal Blue: Forbidden Cities
- ❖ Light Blue: Lost Cities
- ❖ Green: Ogres' Cities
- ❖ Purple: Alluveterre
- ❖ Black: Exile

The Ultimate Keeper Trivia Challenge

Only true fans will know the answers to these trivia questions! Print out the trivia questions in this packet for fans up for the challenge and check their answers using the provided answer key.

I'm a Keeper

Print out "I'm a Keeper" stickers on Avery labels using the template in this packet and give them out to attendees as they leave!



Visit KeeperoftheLostCities.com for more resources and activities!

New York Times and USA TODAY Bestselling Series

KEEPER OF THE LOST CITIES

BY SHANNON MESSENGER

Ultimate Fan Trivia

Think you know everything about Keeper of the Lost Cities? Test your knowledge with these Keeper trivia questions! They increase in difficulty as you go along so stay on your toes and prove just how big of a Keeper fan you really are. Good luck!

1. What human city is Sophie originally from?

A. _____

2. In Book One, Sophie is discovered by an elf at a museum. Where in Sophie's hometown is this museum located?

A. _____

3. What is Sophie's favorite color?

A. _____

4. What family is known for their teal eyes?

A. _____

5. What color are Sophie's eyes? And what makes them special?

A. _____

6. What clothing does Sophie's stuffed elephant, Ella, wear?

A. _____

7. What are the names of Fitz's and Keefe's stuffed animals?

A. _____

8. How old was Sophie when she manifested her telepath powers?

A. _____

9. Name at least one of Iggy's color changes.

A. _____

10. What is Iggy's original color?

A. _____

11. What are the names of Dex's siblings?

A. _____

12. In *Nightfall*, what color are the crush cuffs Dex makes for Sophie?

A. _____

13. What is a Psionipath's ability?

A. _____

14. How many years before Book One did Jolie Ruewen die?

A. _____

15. Why are the tips of the twins' hair silver?

A. _____

16. Name one of the three discarded title options for Book 8.

A. _____

17. What was the original name proposed for "Team Valiant?"

A. _____



Visit KeeperoftheLostCities.com for more resources and activities!

New York Times and USA TODAY Bestselling Series

KEEPER OF THE LOST CITIES

BY SHANNON MESSENGER

Ultimate Fan Trivia

Think you know everything about Keeper of the Lost Cities? Test your knowledge with these Keeper trivia questions! They increase in difficulty as you go along so stay on your toes and prove just how big of a Keeper fan you really are. Good luck!

1. What human city is Sophie originally from?

A. San Diego

2. In Book One, Sophie is discovered by an elf at a museum. Where in Sophie's hometown is this museum located?

A. Sophie is discovered at San Diego Natural History Museum in Balboa Park.

3. What is Sophie's favorite color?

A. Teal

4. What family is known for their teal eyes?

A. The Vackers

5. What color are Sophie's eyes? And what makes them special?

A. Sophie's eyes are brown but elves don't normally have brown eyes.

6. What clothing does Sophie's stuffed elephant, Ella, wear?

A. A Hawaiian shirt

7. What are the names of Fitz's and Keefe's stuffed animals?

A. Fitz: Mr. Snuggles and Keefe: Mrs. Stinkbottom

8. How old was Sophie when she manifested her telepath powers?

A. 5 years old

9. Name at least one of Iggy's color changes.

A. Pink, orange, blue, purple, green, yellow

10. What is Iggy's original color?

A. Black wings, green eyes, and gray fur

11. What are the names of Dex's siblings?

A. Rex, Bex, and Lex

12. In *Nightfall*, what color are the crush cuffs Dex makes for Sophie?

A. Black

13. What is a Psionipath's ability?

A. A Psionipath can create and manipulate force fields.

14. How many years before Book One did Jolie Ruewen die?

A. About fifteen years

15. Why are the tips of the twins' hair silver?

A. They melted their registry pendants

16. Name one of the three discarded title options for Book 8.

A. Acceptable answers are: *Inception*, *Deadlock*, or *Rematch*

17. What was the original name proposed for "Team Valiant"?

A. Team Prodigious



Visit KeeperoftheLostCities.com for more resources and activities!

New York Times and USA TODAY Bestselling Series

KEEPER OF THE LOST CITIES

BY SHANNON MESSENGER

Scavenger Hunt

Play this fun game with your friends and other fans of the series! Take a picture or screen capture of the items below and cross them out as you find them. Get an “ELVES” (a.k.a. BINGO) on the board first and you win!

E	L	V	E	S
Any image from Shannon Messenger's Instagram account	A card game	<i>Keeper of the Lost Cities</i>	A piece of candy	A button
A journal	An eagle	Something striped, like Iggy in <i>Unlocked</i>	A book with awesome female characters, like Sophie	A reference to California
Any book with a unicorn or alicorn on the cover	A piece of art	 FREE SPACE	<i>Unlocked</i>	A star
Something teal, like Fitz's eyes	A coin	A stuffed animal	An emoji	A book with an elf in the title or the plot
<i>Legacy</i>	Coffee cup or mug	A feather	A poster	A set of keys



Visit KeeperoftheLostCities.com for more resources and activities!

